

## LED Track Linear Light

### Description:

Track linear series allows the end user to select power from 60W 55W 50W 42W by switch for different lumen request. Luminaire runs parallel to the track for a uniform appearance and bright illumination up to 10500 lumens. Track Linear includes a diffused lens for glare control and even illumination. Optional asymmetric and double asymmetric lenses make the Track Linear an excellent solution for wall washing, sign and aisle lighting. Add the optional visor to conceal the light source when using the asymmetrical lens. An exceptional product for retail, commercial and hospitality applications.

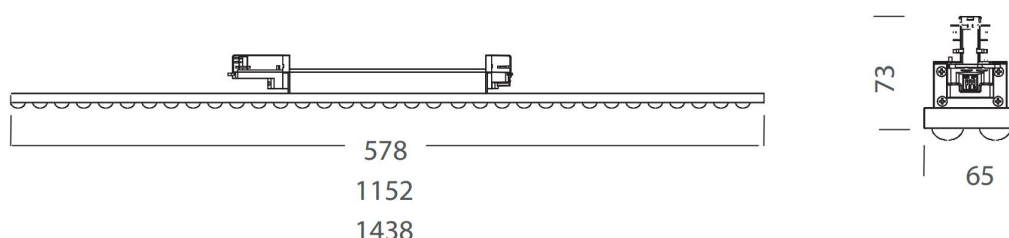


### Application:

- Shopping mall, Supermarket and fashion store lighting.showroom lighting .
- Food Lighting ( Meat Fruit Vegetable Bread etc.)



### Dimension (mm)



## Information:

### Features:

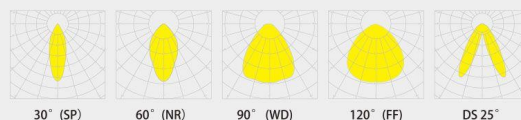
- Universal track adaptor, compatible with European 3-circuit tracks.
- 90% transmittance optical lens.
- Light distributions: narrow, spot, wide beam angle, asymmetric, double asymmetric
- Power switchable 60W can adjust 55w /50w/42w
- Flicker free driver compatible with ON/OFF, Dali, 0-10V, triac dimmable.
- Black and white housing

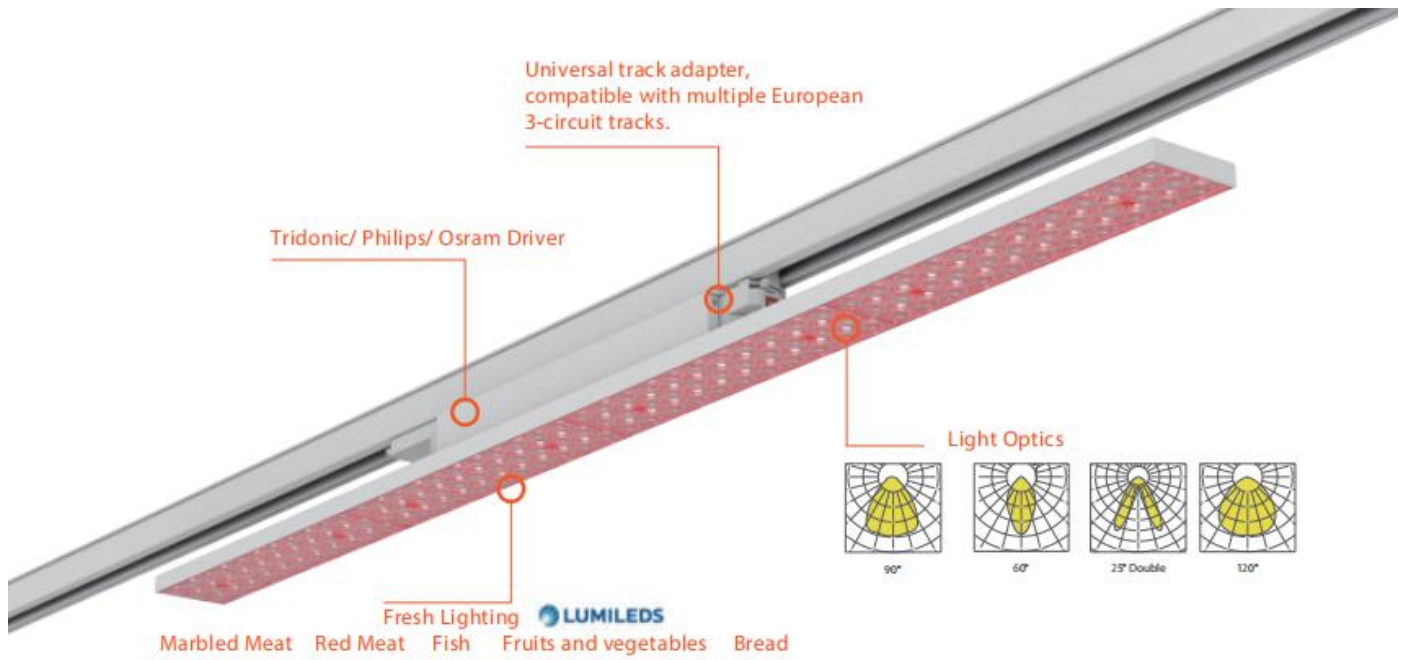
### Specification:

- Power supply : TRIDONIC
- Track adapter: 4 wires 6 Wires
- Housing material: aluminum.
- Dimming : No/OFF DALI Dimmable
- Working environment temperature: -20oc ~ +45oc.
- Lamp Certificates: CE ROHS SAA
- Driver Certificates : TUV CB UL CE ROHS SAA

Ref. Photo	Model No.	Power	Dimension	Luminous			Function
				Lumen	LM/W	Beam Angle	
	OP-TLL025-60XX-TC	60W can adjust 55w /50w/42w	1438mm	Max 9000LM	160 LM/W	90° / 60° /DS25° / 120° ( Milky cover)	ON/OFF
	OP-TLL025-68XX-PC	68W can adjust 54w /45w/36w		Max 10,500LM			ON/OFF
	OP-TLL025-68XX-T4	MAX 68W		Max 10,500LM			DALI
	OP-TLL024-48XX-TC	48W can adjust 44w /40w/34w	1150mm	Max 7000LM	150 LM/W	90° / 60° /DS25° / 120° ( Milky cover)	ON/OFF
	OP-TLL024-55XX-T4	MAX 55W		MAX 8000 LM			DALI
	OP-TLL022-25-S1	25W	1150mm	3500LM	140 LM/W	DS25° /60° /90°	ON/OFF
	OP-TLL022-25-B4						DALI

Innovative design on optics





Wattage Adjustment



## Package:

Code	Outer Carton	Qty/Carton	Unit N.W	G.W/Carton
0.6m	680*370*205mm	8Pcs	850g	10KG
1.2m	1250*370*205mm	8Pcs	1350g	14KG
1.5m	1540*370*205 mm	8Pcs	1750g	16KG

